



OGMA

Middle East

A Data illuminati Company


About OGMA



OGMA is a Data illuminati Company focusing on delivering :
Big data Analytics , Data staging and data lakes/warehouses,
Logical Data Warehouses through Data Virtualization and Big
data monetization.

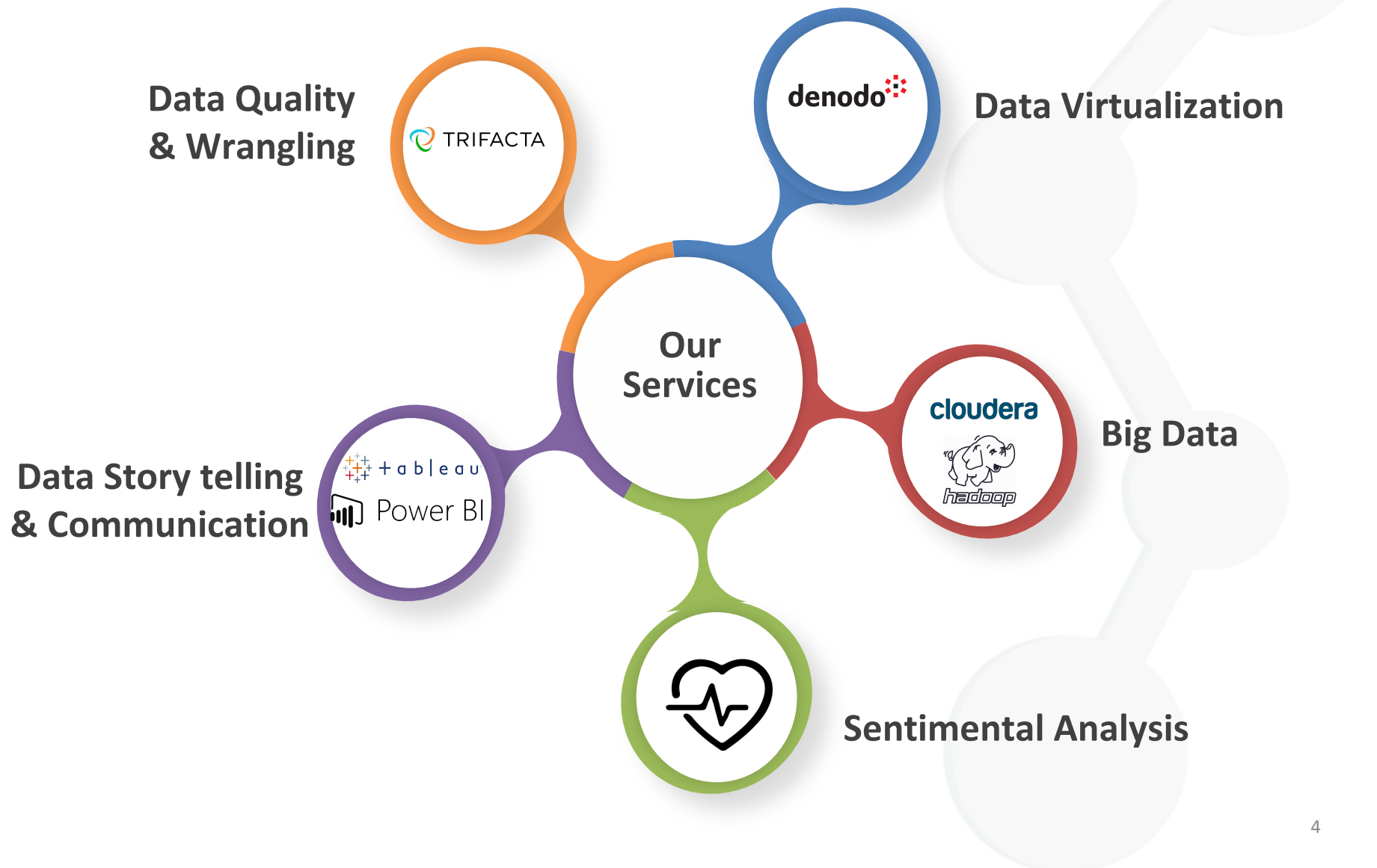
Technology Partner





Unravelling Hidden Gems behind your submerged Data

Our Services



Data Analytics for Healthcare



“Without Data , You are just a person with an Opinion”

About our Healthcare Product

Our enterprise turnkey Analytics solution for Hospitals Admission makes visual analytics easy to use, empowering all healthcare staff, business users, and clinicians to deliver optimal both in and outpatient experiences and care outcomes.

Our solution is ready to deploy and integrates with your available Hospital Management System (HIS) offering:

- *9 predefined dashboards of 90 admission Key performance indicators with the ability to customize more*
- *20 Quality of Service Indicators*
- *Multiple Interactive Views*
- *Specalized Guarantors views*
- *Support secure Mobile Access*
- *Ability to visualize unlimited charts with a Google like search (What is my year over year admission trend?)*
- *Prediction and Forecasting embedded*



Change the Selected Time & View Frame:

Start Date
January 2017

End Date
December 2019

Date Range
Day



Change the Selected Time & View Frame:

Start Date
1/1/2017


End Date
12/31/2017



Average number of Admissions



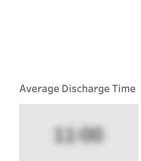
Average number of Admissions: ER & Others



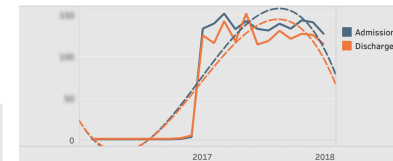
Average number of General Discharge



Average Admission Time



Trends in Admission & Discharge



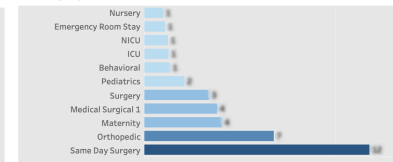
Average Discharge Time



Discharge Patients



Discharge By Medical Service



Patients who stayed more than 30 days



Returning Patients to OR



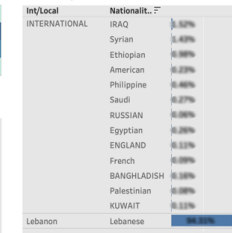
Readmission Rate (< 30 days)



Marital Status



Nationality Breakdown



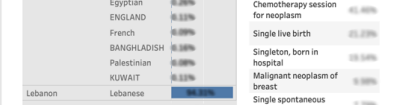
Top 5 Referring Doctors



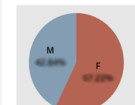
New vs Returning Patients



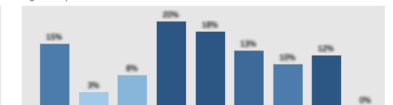
Top 5 Diagnosis



Gender Breakdown



Age Group Distribution



Our Healthcare Dashboard Options



Advanced

Essential Admission
KPIs

- 90 admission KPIs spurring all departments
- Up to 3 years of admission data
- Real Time data visualization
- Out of the Box Integration with your HIS
- Unmatched Performance

Essential

Artificial Intelligence
Support

- 90 admission KPIs spurring all departments
- NLP Support with the ability to create on the fly charts
- Up to 5 years of admission data
- Out of the Box Integration with your HIS
- Mobile Support

Popular

Premium

Advanced Package with
30 Quality Assurance
Indicators

- 110 admission KPIs spurring all departments with 30 Quality Assurance KPIs
- Customer defined admission data backlog
- Prediction and Forecasting support
- Up to 35 customized specific KPIs
- Out of the Box Integration with your HIS

A black and white photograph of the Golden Gate Bridge, viewed from a low angle looking up the length of the bridge towards the distant tower. The bridge's suspension cables and towers are prominent against a cloudy sky. The water of the bay is visible in the foreground.

“The world is one Big Data Problem”



OGMA

Middle East

Contact Us



HQ

Beirut Digital District – Hult Prize Building – Floor : 1
Bechara El Khoury street – Beirut - Lebanon

 +961 3 465536

 info@ogma.me

